



Timber Samples

Please note that colour and grain may vary




Maple

A close-up photograph of a maple timber sample, showing a light tan color with a fine, uniform grain pattern.



Beech

A close-up photograph of a beech timber sample, showing a light tan color with a fine, uniform grain pattern.




Cherry

A close-up photograph of a cherry timber sample, showing a light tan color with a fine, uniform grain pattern.



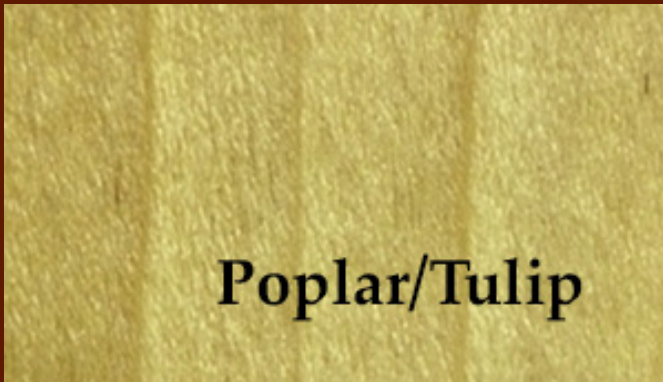
American White Oak

A close-up photograph of an American white oak timber sample, showing a light tan color with a prominent, wavy grain pattern.




Obeche

A close-up photograph of an obeche timber sample, showing a light tan color with a fine, uniform grain pattern.



Poplar/Tulip

A close-up photograph of a poplar/tulip timber sample, showing a light tan color with a fine, uniform grain pattern.



American White Ash

A close-up photograph of an American white ash timber sample, showing a light tan color with a fine, uniform grain pattern.